



U.S. DEPARTMENT OF
ENERGY

Savannah River Site

Update on Savannah River Recovery Act Program

Dr. Vincent Adams, Director
Savannah River Recovery Act Program
November 16, 2009



ARRA-FY09-001-(#)

A M E R I C A N R E C O V E R Y A N D R E I N V E S T M E N T A C T



- **Funding Status**
- **Update on External Independent Review (EIR) and Independent Project Review (IPR)**
 - Summary, status and impacts
- **Portfolio Summary**
- **Footprint Reduction Target**



Funding Summary



U.S. DEPARTMENT OF
ENERGY

Savannah River Site

B&R	Apportionment	80% Allotment	Initial Cost Authority	Revised Cost Authority
FD.05.11.00.0 P- and R-Area	\$ 478,400,000	\$ 382,720,000	\$ 114,816,000	\$ 177,000,000
FD.05.12.00.0 M- and D-Area	\$ 104,000,000	\$ 83,200,000	\$ 24,960,000	\$ 13,600,000
FD.05.13.00.0 Site-Wide	\$ 292,000,000	\$ 233,600,000	\$ 70,080,000	\$ 182,000,000
FD.05.30.00.0 Solid Waste & TRU	\$ 541,000,000	\$ 432,800,000	\$ 129,840,000	\$ 386,700,000
FD.05.31.00.0 Liquid Waste Infrastructure	\$ 200,000,000	\$ -	\$ 48,000,000	\$ 48,000,000
GRAND TOTAL SRS PROJECT	\$ 1,615,400,000	\$ 1,292,320,000	\$ 387,696,000	\$ 807,300,000



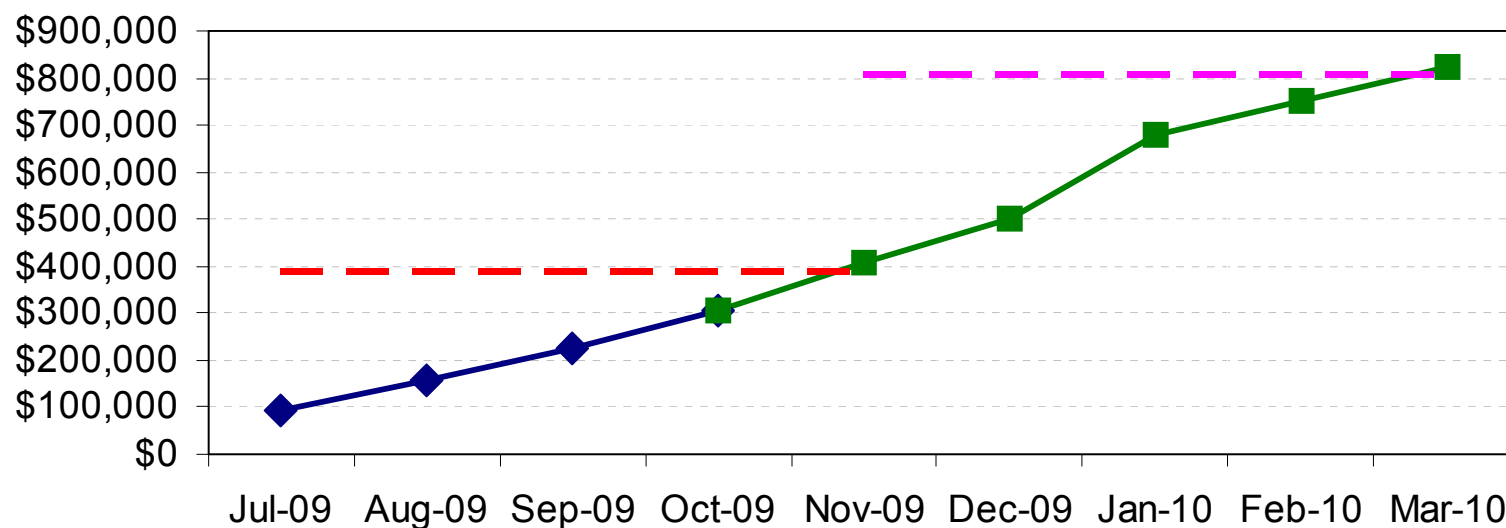
Current Cost Profile



U.S. DEPARTMENT OF
ENERGY

Savannah River Site

Actual Cost, Spend Plan, & Cost Authorities (\$K) Versus Month



	Jul-09	Aug-09	Sep-09	Oct-09	Nov-09	Dec-09	Jan-10	Feb-10	Mar-10
Actual Cost	\$91,289	\$158,208	\$225,611						
Spend Plan				\$307,291	\$408,984	\$500,913	\$678,781	\$751,096	\$823,391
Initial Cost Authority	\$387,700	\$387,700	\$387,700	\$387,700					
Revised Cost Authority					\$807,300	\$807,300	\$807,300	\$807,300	\$807,300





- **Validate the plan to execute the work**
 - Critical Decision 2, “Approve Performance Baseline”
- **Scope of EIR**
 - P-Reactor Area Completion Project → TPC = \$165.5M
 - R-Reactor Area Completion Project → TPC = \$132M
- **Scope of IPR**
 - Area Completion Projects → M-Area & D-Area: \$486.4M
 - Solid Waste Operations → \$541M
 - Includes accelerated TRU and DUO disposition





- **Timeline**

- Apr 8: SRNS contract modified for ARRA
- Jul 7: SRNS submits ARRA performance baseline
- Jul 27 to Aug 8: IPR Team conducts on-site review. Issues report on Aug 13.
- Aug 10 to Sep 14: EIR Team conducts review. Issues report on Sep 18.
- *Sep 30: Original baseline date for CD-2 and CD-3, “Approve Start of Construction”*
- Nov 6: CAP actions complete to close-out EIR and IPR except EVMS certification
- Feb 5, 2010: OECM certifies SRNS EVMS
- Feb 12: CD-2/3 approval



EIR and IPR CAP Status



U.S. DEPARTMENT OF
ENERGY

Savannah River Site

	Category										Status		
	Technical Scope	Basis of Schedule	Basis of Cost	Risk Management	Project Management	Environment, Safety & Health	Quality Assurance & Control	Safeguards & Security	Transition Planning	Lessons Learned	TOTAL	Submitted	Path Forward Established
EXTERNAL INDEPENDENT REVIEW													
Major Findings	1	3	2	1	3	0	0	0	1	0	11	11	1
Findings	3	2	1	0	4	1	2	0	1	0	16	16	0
Observations	0	0	2	1	7	6	2	2	1	0	21	21	0
INDEPENDENT PROJECT REVIEW													
Findings	0	1	0	1	2	0	0	0	0	0	4	4	0
Observations	9	2	26	5	13	1	1	0	0	0	57	57	0

- OECM is forecasted to certify EVMS by Feb. 5, 2010
- Baseline approval forecasted for Feb. 12, 2010





- **Impacts to work due to delayed CD-2/3 approval**
 - R-Reactor Decommissioning Project
 - Work Delays: Start of disassembly basin grouting. Award of contracts for stack removal, and reactor building grouting and roof modification.
 - Schedule: 90-day delay. Completion delayed to 12/29/2011.
 - P-Reactor Decommissioning Project
 - Work Delays: Award of contracts for stack removal and reactor building grouting, sealing, and roof modification
 - Schedule: 50-day delay. Complete by 9/30/2011.





- **Impacts to work due to delayed CD-2/3 approval**
 - P-Area Ash Basin Remedial Action Project
 - Work Delays: Start of site preparation (vegetation removal) and stockpile of clean backfill material. Award of contract for cap design/build.
 - Schedule: 6-day delay. Will complete by 9/30/2011.
 - Heavy Water Components Test Reactor Decommissioning Project
 - No impact. Continuing with project planning.
 - General Plant Projects and Environmental Operations
 - No impact. Continuing with field execution.



Recovery Act Portfolio



U.S. DEPARTMENT OF
ENERGY

Savannah River Site

Type of Review	Budget & Reporting Code	Capital Asset Projects		General Plant Projects		Operations & Programs	
		Project	Cost (\$M)	Project	Cost (\$M)	Work Scope	Cost (\$M)
EIR	FD.05.11.00.0 P&R	P-Reactor D&D	132.9	5 P-Area Cleanup GPPs	23.5	Pre-D&D	6.8
		P-Ash Basin Cleanup	27.5				
		R-Reactor D&D	140.0	6 R-Area Cleanup GPPs	29.4		
IPR	FD.05.12.00.0 M&D			4 Cleanup GPPs	13.2	Pre-D&D	12.4
	FD.05.13.00.0 Site-Wide	HWCTR D&D	41.2	43 Cleanup GPPs	66.6	Pre-D&D	9.9
				3 Construc- tion GPPs	31.1	EM Ops	210.3
	FD.05.30.00.0 SW& TRU			2 Construc- tion GPPs	11.2	Solid Waste	288.4
						TRU Waste	353.2
Program Review	FD.05.31.00.0 LW			17 Construc- tion GPPs	200.0		
		CAP SUBTOTAL	341.5	GPP SUBTOTAL	375.2	EM OPS SUBTOTAL	881.0

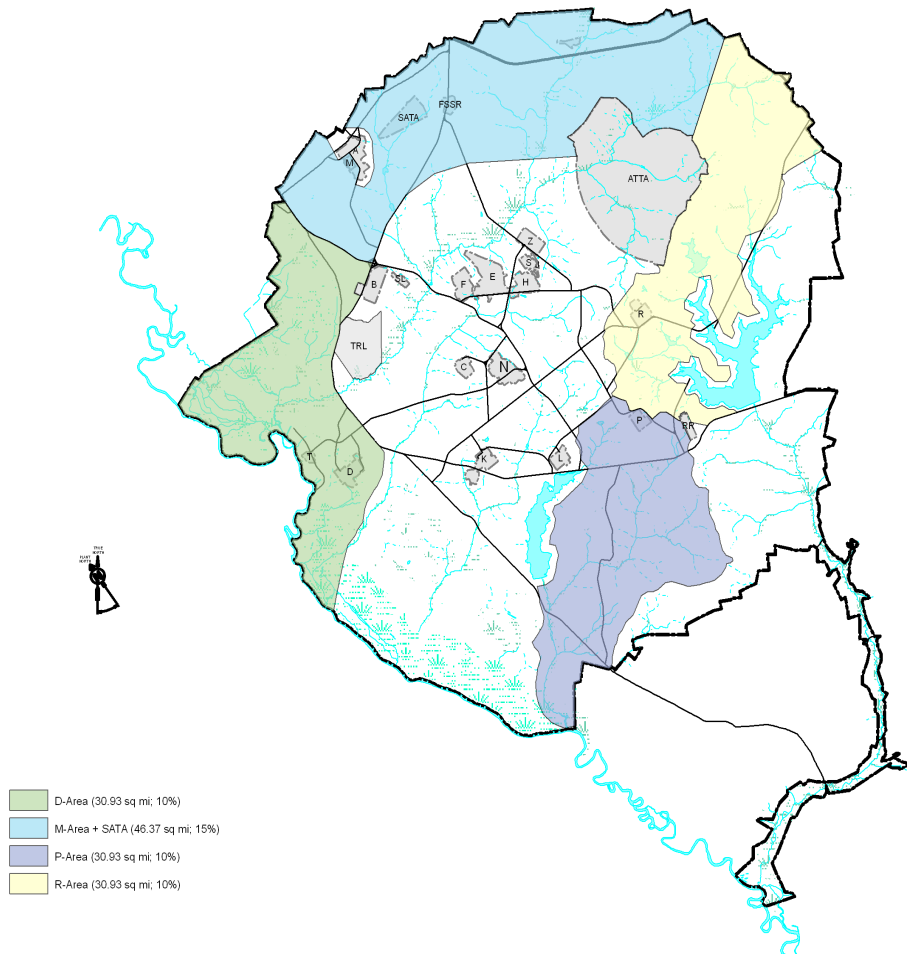


Targeted Reductions in EM Operational Footprint

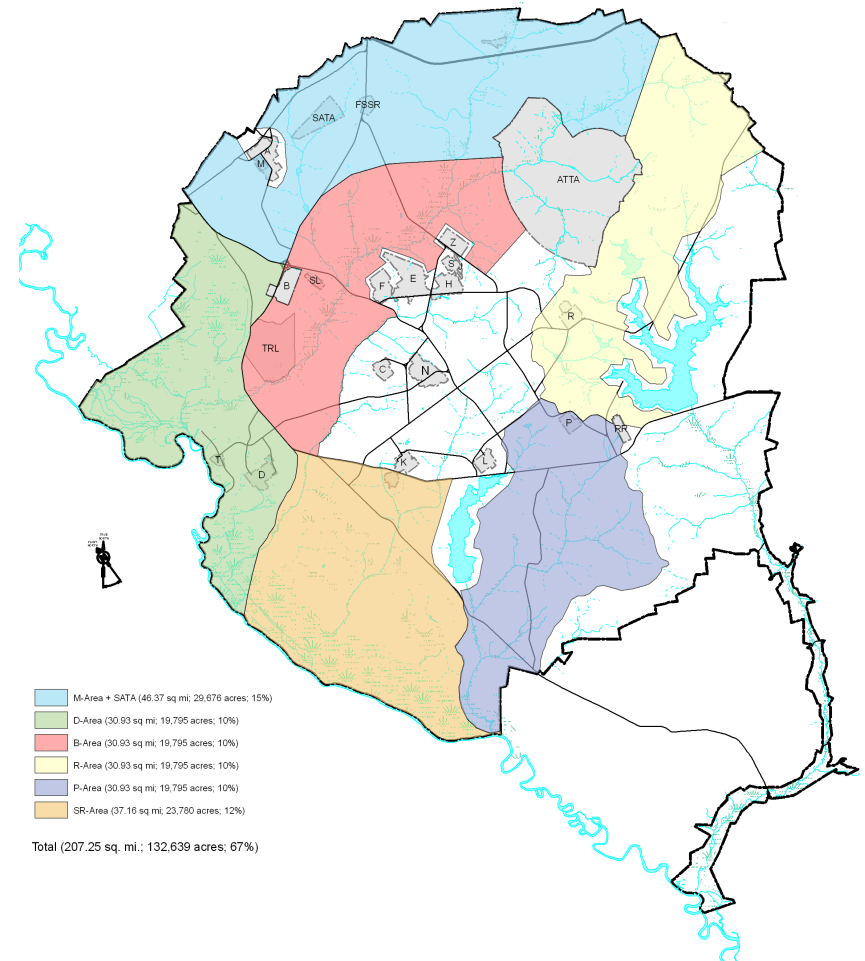


U.S. DEPARTMENT OF
ENERGY

Savannah River Site



Original Target of 45%



Revised Target of 67%





SRS Recovery Act = 2358 total employees

As of 11-06-09: 811 retained and 1547 new hires at SRS

SRNS – People at Work on Recovery

2,199 Recovery Act Workers On The Job (11-6-09)

798 Retained / 1,401 New Hires

Of 1,401 new hires:

45.54% from SC,

24.91% from GA,

70.45% combined

Road To Recovery Tour

- 32 stops, 5 remaining
- Over 1300 attendees

Small Business Forum

- November 2 - Drew more than 600 small business representatives to the event
- About 250 companies participated in matchmaking sessions with SRNS and SRR procurement specialists during the event

SRNS - Procurements at Work

- \$206 million in contracts have been awarded through the Recovery Act. 73.4% to small business (10-31-09)
- \$96 million awarded to businesses within the CSRA, 99% to local small businesses (10-31-09)

	Commitments	Goals	Percent Achieved
Certified Small Disadvantaged	\$70,334,468	13%	34.1%
Small Woman Owned	\$72,728,470	11.40%	35.3%
8(a) Set-Aside	\$19,131,273	5%	9.3%
HUB Zone	\$9,327,285	3.10%	4.5%

